




- **Wallhugger Seating** - The recline mechanism allows the chair to fully recline even when placed within inches of a wall.
- **Chaise Lounger Footrest** - A special padding design that closes the gap between the seat and the footrest, for continuous head-to-toe support.
- **Wedge Storage Arms** - Two cup holders and plenty of storage make this wedge arm an attractive piece of furniture. Very accommodating for both seat occupants and the cup holders are generously sized. Upgraded cup holders are available.
- **Matching Ottoman** - The matching storage ottoman is a great addition to this already wonderful seat style. It opens from the top on a hinge to reveal a hidden compartment on the inside of the ottoman.
- **Optional Lighted Cupholder** - The ambient blue light gives off a nice soft glow that makes finding your drink a breeze in low light conditions.

Distance from wall needed for full recline: 3"


Seatback Height:



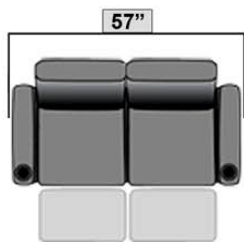
Row of 2



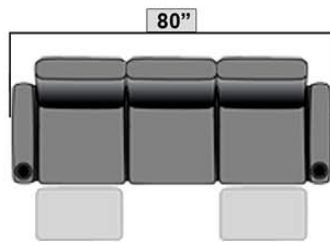
Row of 3



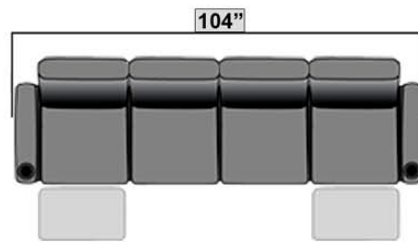
Row of 4




Row of 2 Loveseat



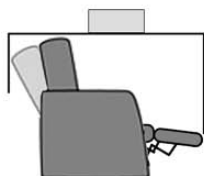
Row of 3 Sofa



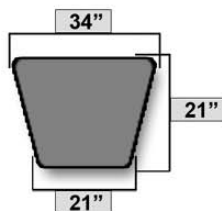
Row of 4 Sofa



Recline Stage 1



Recline Stage 2



Ottoman